

***Cornus* × *elwinortonii* and *Cornus* × *rutgersensis* (Cornaceae), new names for two artificially produced hybrids of big-bracted dogwoods**

Robert Mattera^{1,2}, Thomas Molnar¹, Lena Struwe^{1,3}

1 Department of Plant Biology and Pathology, Rutgers University, 59 Dudley Road, New Brunswick, NJ 08901, USA **2** Graduate Program in Plant Biology, Rutgers University, 59 Dudley Road, New Brunswick, NJ 08901, USA **3** Department of Ecology, Evolution, & Natural Resources, Rutgers University, 14 College Farm Road, New Brunswick, NJ 08901, USA

Corresponding author: Robert Mattera (robertmattera343@gmail.com)

Academic editor: S. Knapp | Received 11 December 2014 | Accepted 16 July 2015 | Published 5 August 2015

Citation: Mattera R, Molnar T, Struwe L (2015) *Cornus* × *elwinortonii* and *Cornus* × *rutgersensis* (Cornaceae), new names for two artificially produced hybrids of big-bracted dogwoods. PhytoKeys 55: 93–111. doi: 10.3897/phytokeys.55.9112

Abstract

Big-bracted dogwoods (*Cornus* sp.) are well-known plants in North America and eastern Asia where they occur as wild, generally spring-flowering understory trees. They are also popular ornamental landscape plants, and many economically important cultivars are propagated and sold across North America, Europe, and Asia. Starting in the late 1960s, Elwin Orton of Rutgers University in New Jersey (USA) utilized three geographically disjunct species of dogwoods, *C. florida* (eastern North America), *C. nuttallii* (western North America), and *C. kousa* (East Asia), in an extensive interspecific hybridization program. He was successful in developing the first-ever interspecific F₁ hybrids of these species, several of which have become staple items in the ornamental nursery trade due to their enhanced ornamental qualities and resistance to diseases. The original F₁ plants are still alive at Rutgers University. While they have been available for decades in horticultural commerce, the interspecific hybrid crosses were never formally described and their scientific hybrid names were never published. For the *C. kousa* × *C. florida* hybrids, the name *Cornus* ‘rutgersensis’ has been used on occasion in the horticultural trade, but without proper citation and description. Here, it is formally named *Cornus* × *rutgersensis* Mattera, T. Molnar, & Struwe, **hybr. nov.** For the *C. kousa* × *C. nuttallii* hybrids, no previous name has been used, and it is hereby named *Cornus* × *elwinortonii* Mattera, T. Molnar, & Struwe, **hybr. nov.** The need for providing scientific names for commonly used horticultural hybrids is discussed. Holotype material for both hybrid names was collected from the original F₁ hybrids for full documentation, typification, and description. The comparative intermediate development of leaves, inflorescence structures, and fruit types of the hybrids and their parents is discussed and illustrated. Etymology, phenology, and cultivation aspects of these hybrids and their cultivars including backcrosses to *C. kousa* are also presented.

Keywords

Cornaceae, East Asia, horticulture, hybridization, nomenclature, North America

Introduction

The circumboreal genus *Cornus* L. (Cornaceae, Cornales; APG III 2009) contains about 60 species divided into ten subgenera (Fan and Xiang 2001). Species in this genus express a wide variety of morphologies, from low herbaceous ground covers, such as the boreal-temperate species *C. suecica* L., to multi-stemmed shrubs, such as *C. sericea* L. It also includes small to large trees, such as *C. kousa* Buerger ex Miq. and *C. nuttallii* Audubon ex Torr. & A.Gray, the latter of which can grow up to 24 m tall. Some taxonomists have divided the genus up into six genera, but molecular studies have shown that *Cornus* in the current circumscription is monophyletic (Xiang et al. 2006).

Several species of *Cornus* have large, showy petaloid bracts located under tight head-like, multi-flowered inflorescences. These species form the monophyletic big-bracted (BB) clade sensu Xiang et al. 2006, and are mostly spring-flowering trees of North American and East Asian forests. The members of this clade are classified into three different subgenera: *Cynoxylon*, *Discocrania*, and *Syncarpea* (Xiang et al. 2006). The most commonly known big-bracted species in North America are *C. florida* L. and *C. nuttallii* of subgenus *Cynoxylon* and *C. kousa* of subgenus *Syncarpea*. Seed and clonally propagated big-bracted dogwoods are popular ornamental landscape trees in subtropical to temperate regions around the world. Their most conspicuous characteristics are their large, white or red petaloid floral bracts, showy red fruits, and brightly colored fall foliage (Li et al. 2009). *Cornus kousa* can be easily distinguished from the other two species by its round, fleshy multiple fused fruits formed from a whole flower head (as opposed to single, separate drupes from each flower arranged in clusters). It can also be identified by its acute or acuminate floral bracts, whereas the others have bracts that are rounded or retuse (Harrison 2009).

Typical horticultural uses of the big-bracted dogwoods include container, specimen, or shade plantings in suburban landscapes, display gardens, and parks (Gilman and Watson 1993a, b, Mohlenrock 2006). In the eastern and southeastern USA, *Cornus florida* is a common component of native deciduous forests, gardens, and home landscapes. It is among the first trees to bloom with conspicuous flowers in the spring in North America, with a range of cultivars available that express dwarf to vigorous growth habits and white, pink or red floral bracts. *Cornus kousa* is also a common component of ornamental landscapes in the eastern USA. It blooms about a month later than *C. florida* (after the leaves have developed), has a more vase-shaped growth habit, and most have white floral bracts, although a few forms with light pink bracts exist (Cappiello and Shadow 2005, Dirr 2009, Rhoades et al. 2011). The use of *C. nuttallii* in landscaping is much more limited than the former two species, due to

limited winter hardiness in the eastern USA and it is cultivated mostly in the Pacific Northwest (USA), where it is native. Dogwood sales in the USA account for over 11% of the total deciduous flowering tree market, amounting to nearly 31 million USD in 2009 (Fulcher et al. 2012, NASS 2007).

The Rutgers University dogwood breeding program began in 1965 under the direction of horticultural plant breeder Dr. Elwin Orton. The early goals of the program were to develop novel cultivars of *Cornus florida* and *C. kousa* with improved aesthetic qualities, including pink and red floral bracts, unique growth habits, and superior disease resistance. Several years after the program started, attention was turned toward developing interspecific hybrids between these two species as well as between *C. kousa* and *C. nuttallii*, to help reach these goals (Elwin Orton personal communication). Because of differences in flowering times between the species, which can span more than a month, Orton used two approaches to make the hybrid crosses. First, he collected, dried, and stored pollen from earlier flowering plants to apply to the stigmas of those that bloomed later in the field and greenhouse. Second, he manipulated bloom times through the careful use of cold chambers and warm greenhouses to artificially break dormancy and match flowering times of container-grown plants to those in the field (E. Orton personal communication). Orton was ultimately successful in his interspecific hybridization attempts and is credited as being one of the first to create *C. florida* × *C. kousa* and *C. kousa* × *C. nuttallii* F₁ hybrids (Dirr 2009). To date, eleven interspecific cultivars, comprising eight from *C. florida* × *C. kousa* crosses and three from *C. kousa* × *C. nuttallii* hybrids, have been named, released, and patented through the Rutgers University dogwood breeding program (Table 1). The two classes of interspecific hybrids display intermediate morphological and phenological characteristics between the parental species (Cappiello and Shadow 2005, Dirr 2009, E. Orton personal communication, Orton 1990a, 1990b, 1990c, 1990d, 1990e, 1991, 2014, Orton and Gant 1993a, 1993b, 2006a, 2006b, 2004, 2007, 2011). Many also show increased vigor (rates of growth) compared to their parent species, as well as improved stress tolerance.

According to the *International Code of Nomenclature for algae, fungi, and plants* (abbreviated hereafter as ICN), a hybrid between two plant species can be given two types of scientific names to classify them within the taxonomic system of plant biodiversity (McNeill et al. 2012: Art. H1). Either the hybrid is listed with the name of the two parents separated by a multiplication (×) sign, such as in the oak hybrid *Quercus alba* × *Quercus bicolor*, or they may be given a unique name with the species epithet preceded by a multiplication (×) sign, such as *Quercus* × *jackiana* for the same hybrid (Haines 2011). For hybrids in horticulture and commerce, the second option is preferred since it provides a simpler name that is easier for horticulturalists and the public to learn, catalogue, use on labels, and remember. It also provides a scientific name that fits into existing databases already in use for commercial plants. For the two flowering dogwood hybrids discussed here, no formal scientific names have been proposed, although ‘*Cornus* × *rutgersiensis*’ and ‘*Cornus* × *rutgersensis*’ (sometimes without the multiplication sign, ×) have been used in popular and horticultural literature for many

Table 1. Parentage of the eleven interspecific hybrids released from the Rutgers University dogwood breeding program. PP refers to plant patent number. OP indicates open pollination. Brackets ([]) contain pedigree information of an interspecific hybrid parent.

Scientific name	Cultivar, Patent number, Trademark	Female parent	Male parent
<i>Cornus</i> × <i>elwinortonii</i>	‘KN30-8’, PP 16309, Venus® (Jersey Star® Series)	[<i>C. kousa</i> ‘Chinensis’ × <i>C. nuttallii</i> ‘Goldspot’]	<i>C. kousa</i> ‘Rosea’
<i>Cornus</i> × <i>elwinortonii</i>	‘KN4-43’, PP 16293, Starlight® (Jersey Star® Series)	<i>C. kousa</i> ‘Simpson No. 1’	<i>C. nuttallii</i> ‘Goldspot’
<i>Cornus</i> × <i>elwinortonii</i>	‘KN144-2’, PP application number 2014-0283242, Rosy Teacups®	[<i>C. kousa</i> ‘Chinensis’ × <i>C. nuttallii</i> ‘Goldspot’] × OP	<i>C. kousa</i> ‘Rosabella’
<i>Cornus</i> × <i>rutgersensis</i>	‘KF111-1’, PP 22219, Hyperion®	<i>C. kousa</i> K2 × <i>C. florida</i> ‘Sweetwater Red’	Unknown
<i>Cornus</i> × <i>rutgersensis</i>	‘KF1-1’, PP 17768, Saturn®	<i>C. kousa</i> K2	<i>C. florida</i> D1
<i>Cornus</i> × <i>rutgersensis</i>	<i>Cornus</i> ‘Rutlan’, PP 7732, Ruth Ellen® (Stellar® Series)	<i>C. kousa</i> K2	<i>C. florida</i> ‘Meyer White’
<i>Cornus</i> × <i>rutgersensis</i>	<i>Cornus</i> ‘Rutfan’, PP 7206, Stardust® (Stellar® Series)	<i>C. kousa</i> K2	<i>C. florida</i> ‘Cherokee Princess’
<i>Cornus</i> × <i>rutgersensis</i>	<i>Cornus</i> ‘Rutcan’, PP 7210, Constellation® (Stellar® Series)	<i>C. kousa</i> K2	<i>C. florida</i> ‘Cherokee Princess’
<i>Cornus</i> × <i>rutgersensis</i>	<i>Cornus</i> ‘Rutdan’, PP 7204, Celestial® (Stellar® Series)	<i>C. kousa</i> K2	<i>C. florida</i> D1
<i>Cornus</i> × <i>rutgersensis</i>	<i>Cornus</i> ‘Rutban’, PP7205, Aurora® (Stellar® Series)	<i>C. kousa</i> K2	<i>C. florida</i> ‘Springtime’
<i>Cornus</i> × <i>rutgersensis</i>	<i>Cornus</i> ‘Rutgan’, PP7207, Stellar Pink® (Stellar® Series)	<i>C. kousa</i> K2	<i>C. florida</i> ‘Sweetwater Red’

years to indicate *Cornus florida* × *Cornus kousa* hybrids (e.g., Gayraud 2013, Cubey et al. 2014; Shearer and Ranney 2013, Wikipedia 2014). Those names are currently invalid since, according to the ICN, all proposed scientific names, including hybrid names, require that they be formally published and described and be represented by a type specimen. A type specimen is the specimen to which the name is permanently attached and which is publicly available for consultation (McNeill et al. 2012).

The name *Cornus* × *rutgersensis* is proposed for the hybrid *C. kousa* × *C. florida*. A new name is also proposed, *Cornus* × *elwinortonii*, honoring our colleague Dr. Elwin Orton, for the hybrid he created between *C. kousa* and *C. nuttallii*. Full morphological descriptions, typification, illustrations, horticultural information with cultivar names, disease response, and a discussion on the formation of intermediate morphological traits with regard to leaf size, inflorescence structure, and fruits are provided for each of these new names. In doing this, we provide both formal names and summarize information of general botanical interest of these popular garden plants for botanists and horticulturalists.

Taxonomic treatment

Cornus × *elwinortonii* Mattera, T. Molnar, & Struwe, hybr. nov.

urn:lsid:ipni.org:names:77148930-1

Orton's dogwood

Figs 1–2

Diagnosis. *Cornus* × *elwinortonii* is similar to both *C. kousa* and *C. nuttallii* but differs in its intermediate flower number per inflorescence and in its intermediate tree height. *Cornus* × *elwinortonii* has 55–80 flowers per head, whereas *C. kousa* has 20–60, and *C. nuttallii* has 70–100. *Cornus* × *elwinortonii* is also intermediate in plant height, with a maximum of 10 m height (*C. kousa* reaches 6 m height, while *Cornus nuttallii* is 12–23 m tall as a mature tree).

Type. USA. New Jersey: New Brunswick, Middlesex County, Ryders Lane, Horticultural Farm 1, original tree (ramet) of 'KN4-43' Starlight®, cultivated plant in open field adjacent to Rutgers Equine research farm, surrounded by hazelnut (*Corylus* spp.) trees planted in rows, GPS location (WGS84) 40.4676N, -74.4281E, 18 m, 17 May 2014, R. Mattera 33 (holotype: NY, isotypes: CHR, JEPS, MO, US, to be distributed).

Description. Tree with upright or rounded habit, 10 m in height at maturity. Bark rough, as sandpaper, with exfoliation at the base of the trunk; lenticels abundant, 1.25–1.75 × 0.40–0.65 mm. Leaves opposite, simple, elliptic, ovate to obovate, 10.3–15.3 × 5.9–9.1 cm; base attenuate to oblique; margin entire to slightly wavy, cuneate/crenate; apex apiculate; venation with 5 (or 6) pairs of secondary veins; midrib and abaxial surfaces with conspicuous indumentum of short, fine, downy, whitish beige trichomes with occasional dark tufts of longer brown trichomes in the axils of midvein and secondary veins, indumentum less dense on adaxial surfaces. Overwintering inflorescence buds not covered by the two outer opposing pairs of vegetative bracts, minimally covered by two inner opposing pairs of floral bracts (0–40% coverage; floral bracts more developed than in *C. kousa* during overwintering). Inflorescence capitate, globose, with 55–80 sessile flowers per head, subtended by 4 (rarely 5 or 6) simple entire, decussate pairs of bracts. Bracts petaloid at anthesis, ovate to lanceolate, sometimes wider than long, overlapping or not when fully developed, 5–8 cm long, 3.5–7.0 cm wide, usually white, or occasionally pink; base tapering to point of attachment; apex acuminate to cuspidate. Peduncle 1.5–8.0 cm long at time of flowering. Flowers actinomorphic, bisexual, 4-merous. Calyx lobes ovate; apex obtuse. Corolla lobes obovate, apex slightly acute. Stamens 4, exerted from corolla mouth, inserted in corolla lobe sinuses; filaments 1.5–2.5 mm long, 0.2–0.5 mm wide; anthers ovoid, base sagittate, longitudinally dehiscent, 1.0–1.1 × ca. 0.25 mm; pollen less prevalent on hybrids compared to parent species, white or yellow-brown. Gynoecium epigynous, with nectar disc; ovary syncarpous; style 1, 1.5–2.5 mm long, exerted from corolla; stigma indistinct, ca. 0.4 mm long. Fruit either many drupes tightly compressed together, or a multiple fruit formed from 1-seeded drupelets forming a mounded raspberry-like fruit, often parthenocarpic.

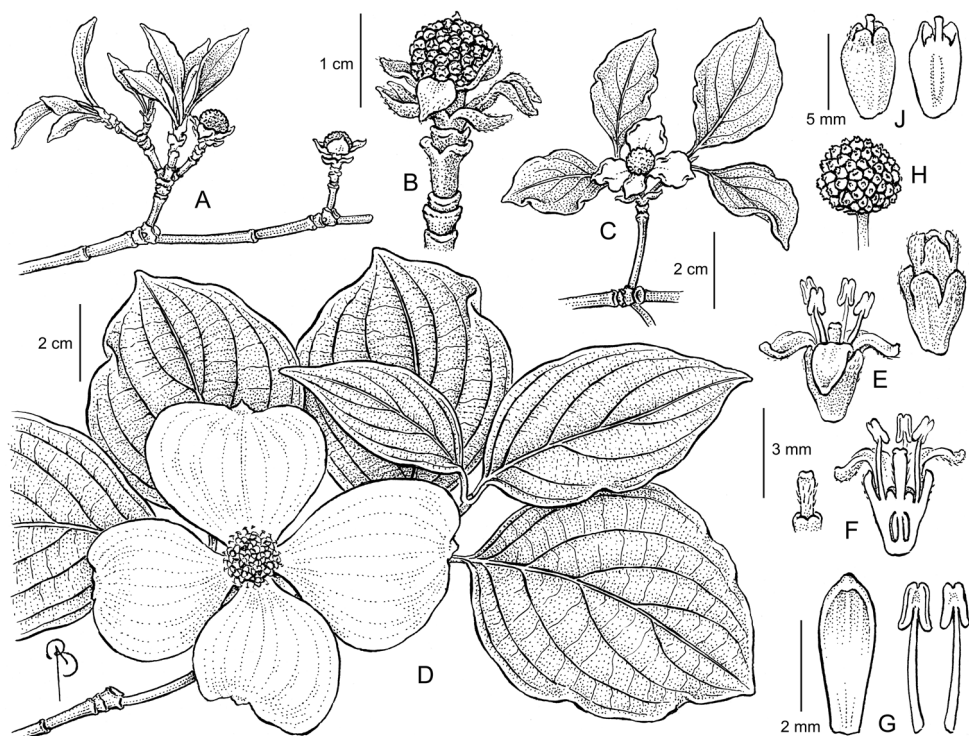


Figure 1. Illustration of *Cornus* × *elwinortonii* 'KN4-43', PP 16293, *Starlight*®. **A** Branch, showing expanding leaf and floral bract tissues in the spring **B** Close up of inflorescent bud prior to complete bract and leaf expansion **C** Node, showing fully expanded leaves and partially expanded floral bracts. **D** Branch, showing inflorescence with flowers in full bloom; floral bracts fully expanded **E** Close up of flower at dehiscence, note synsepalous calyx and apopetalous corolla **F** Dissected flower, showing single gynoeceum **G** Close up of petal and stamens, note dehiscence occurs longitudinally **H** Single inflorescence, showing many tightly compressed parthenocarpic drupes **J** Single drupe, showing compressed form and protruding style. Drawings by Bobbi Angell from the holotype.

Parent source material. The parents of the F_1 hybrid ('KN4-43' *Starlight*®) are *Cornus kousa* 'Simpson No. 1' (female), an unpatented cultivar received from Tennessee Valley Nursery (Winchester, TN, USA) and planted at Rutgers Gardens (New Brunswick, NJ) on 16 April 1970, and *C. nuttallii* 'Goldspot' (male), received from Alfred Teufel Nursery (Portland, OR, USA) and planted in 1972.

Ecology and phenology. In New Jersey, *Cornus* × *elwinortonii* flowers during May and June, and the fruit matures from September to October. Various beetles and bees visit the flowers at anthesis, with an abundance of goldenrod soldier beetles (*Chauliognathus pensylvanicus*) frequently observed by the authors. The mostly sterile fruit with little pulp generally senesces and falls from the trees by October. The few fruits with a developing seed are swollen and have more pulp. We suspect they are eaten by insects and birds.




Figure 2. Photos of *Cornus* × *elwinortonii*. **A** Close up of dormant inflorescent bud; note the exposed flower buds and partially developed floral bracts **B** Flowers and floral bract display after dehiscence; note frost damaged inflorescence on the far right **C** Habit of mature plant. Photograph by Thomas Molnar.

Etymology. The epithet, *elwinortonii*, honors the prominent dogwood breeder Dr. Elwin Orton (b. 1930), Professor Emeritus in the Department of Plant Biology and Pathology at Rutgers University. He was the first to successfully develop and release a hybrid between *Cornus kousa* and *C. nuttallii*. The common name, Orton's dogwood, is proposed for this hybrid.

Distribution. *Cornus* × *elwinortonii* is known only from cultivation, although at times it produces viable seeds. The natural range of the staminate parent, *C. nuttallii*, is in western North America from the lowlands of British Columbia (Canada) to southern California (USA), with a small isolated population in northern Idaho (USA, Keir et al. 2011, Klinka et al. 2000). The other parent, *C. kousa*, is native to mesic forests of Japan, Korea and China (Flint 1997, Xiang and Boufford 2005). *Cornus nuttallii* cannot withstand sustained periods of frost, thus limiting its natural and cultivated range. In contrast, *C. kousa* can be cultivated throughout much of the USA; Europe, and Asia in U.S. Department of Agriculture cold hardiness zones 6a-9a (Daly et al. 2012, Flint 1997). The hybrid *C.* × *elwinortonii* can survive sustained frosts and has a similar climate range as *C. kousa*. However, for some cultivars of *C.* × *elwinortonii* the floral buds are less cold hardy than in the parent *C. kousa*. In colder climates, includ-

ing in New Brunswick, NJ, where the hybrid originated, flower buds can be damaged by cold winter temperatures, leading to a reduced floral bract display in the spring (E. Orton personal communication).

Horticulture. Plants of *Cornus* × *elwinortonii* are grown as landscape ornamentals and can be cultivated wherever *C. kousa*, *C. nuttallii*, and *C. florida* may be grown. This hybrid is cultivated for its all-year round appeal: floral bracts, attractive foliage, autumn color and appealing bark (Eberts 2007). *Cornus* × *elwinortonii* is typically propagated asexually through budding and grafting on seedling rootstocks of *C. kousa* or *C. florida*. Patented and trademarked cultivars that belong to this hybrid include ‘KN4-43’ Starlight® (F₁), ‘KN 30-8’ Venus® (first backcross to *C. kousa*), and ‘KN144-2’ Rosy Teacups® (third serial backcross to *C. kousa*; Table 1). We know of no other commercially available cultivars of *Cornus* × *elwinortonii*.

Disease response. While dogwood anthracnose caused by the fungus *Discula destructiva* Redlin is known to infect and kill *C. nuttallii*, it has not been reported to be a significant problem on either *C. kousa* or *C. elwinortonii* (Daughtrey and Hibben 1994; Fulcher et al. 2012; Hagan et al. 1998).

Additional material provided. Additional collections from the same individual as the holotype specimen, but on different dates (*R. Mattera* 27, *R. Mattera* 29, *R. Mattera* 31, and *R. Mattera* 35) will all be deposited at CHR, NY, and MO).

***Cornus* × *rutgersensis* Mattera, T. Molnar & Struwe, hybr. nov.**

urn:lsid:ipni.org:names:77148931-1

Rutgers’ dogwood

Figs 3–5

Diagnosis. *Cornus* × *rutgersensis* is similar to *C. kousa* and *C. florida*, but differs in its intermediate leaf size and fruit aggregation and size. *Cornus* × *rutgersensis* has leaves 9.0–16.8 × 4.2–9.1 cm, whereas the leaves of *C. kousa* are 5.1–10.2 × 2–5 cm and for *C. florida* 7.6–15.2 × 2–7 cm). *Cornus* × *rutgersensis* forms many single-seeded parthenocarpic drupes 0.5 × 0.25 mm wide, but does not form a multiple fruit as in *C. kousa*. *Cornus florida* has larger, fertile drupes 13–18 × 6–9 mm.

Type. USA: New Jersey: New Brunswick, Middlesex County, Ryders Lane, Rutgers Gardens, original tree (ramet) of ‘Rutgan’ Stellar Pink®, cultivated plant in open grass field behind Rutgers Ornamental Horticultural Field lab, adjacent to a pine tree windscreen, GPS (WSG84) 40.4732N, -74.4238E, 22 m, 25 May 2014, *R. Mattera* 34, holotype (NY), isotypes (CHR, JEPS, MO, US, to be distributed).

Description. Trees with upright or rounded habit, F₁ hybrids cultivated at Rutgers range from 3–10 m in height at maturity. Bark smooth when young, light gray to brown older bark exfoliating; lenticels on young bark abundant, 0.5–0.7 × 0.3–0.4 mm. Leaves opposite, simple, ovate to elliptic, 9.0–16.8 × 4.2–9.1 cm; base attenuate, cuneate-crenate to oblique; margin entire to moderately wavy; apex apiculate or acuminate; with 5 pairs of secondary veins; abaxial surface smooth; indumentum of

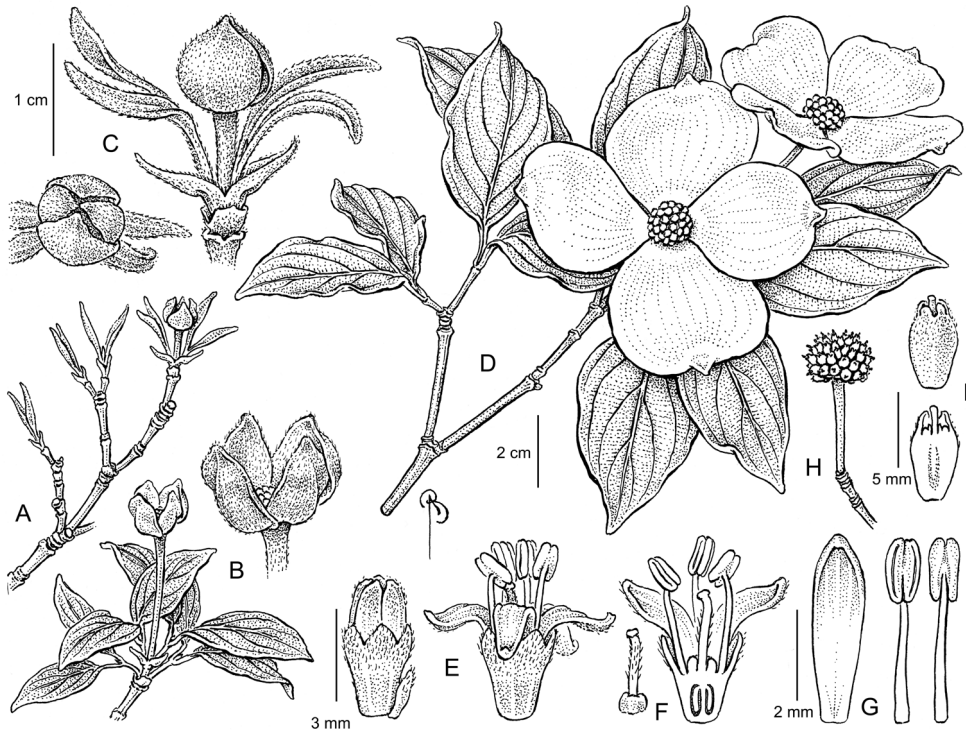


Figure 3. Illustration of *Cornus* × *rutgersensis* *Cornus* 'Rutgan', PP7207, *Stellar Pink*®. **A–B** Branch, showing expanding leaf and opening of floral bract tissues in the spring **B** Close up of inflorescent bud prior to complete bract and leaf expansion **C** Close up of single inflorescence post bud-break, showing pair of unexpanded floral bracts clinging to flower head; note pair vegetative bracts still attached at base of inflorescence **D** Branch, showing inflorescence with flower buds still closed; floral bracts fully expanded **E** Close up of flower, showing both before and after anthesis; note synsepalous calyx, apopetalous corolla and exerted stamens **F** Dissected flower, showing single gynoecium and exerted style **G** Close up of petal and stamens, note dehiscence occurs longitudinally **H** Single inflorescence, showing many tightly compressed parthenocarpic drupes **I** Single drupe, showing compressed form and protruding style. Drawings by Bobbi Angell from the holotype.

many white trichomes on both surfaces, abaxial margin with many white trichomes, with dark tufts of trichomes along midrib and veins. Overwintering inflorescence buds intermediate in size and developmental structure between the parents. Outermost vegetative bracts barely covering the inflorescence; inner two pairs of floral bracts enclosing flower head; unlike in either parent, floral bracts covering only 10–45% of the flower head. Inflorescence capitate, globose, with 30–50 flowers per head, surrounded by 4 floral bracts; floral bracts sessile, entire, in decussate pairs, petaloid at anthesis, ovate to lanceolate, sometimes wider than long, overlapping or not; 4.0–6.5 × 3–6 cm, white or pink; base tapering to point of attachment, apex acuminate to cuspidate. Peduncle 3.5–7.5 cm long at time of flowering. Flowers actinomorphic, bisexual; 4-merous. Calyx lobes ovate, acute. Corolla lobes obovate, slightly acute. Stamens 4, exerted,




Figure 4. Photos of *Cornus* × *rutgersensis*. **A** Close up of inflorescence, showing varying stages of flowering **B** Inflorescence with full floral bract display and flowers before anthesis **C** Habit of mature plant. Photographs **A** and **C** by Thomas Molnar; photo **B** by Robert Mattera.

inserted in corolla lobe sinuses; filaments 2.7–4.5 mm long, 0.2–0.3 mm wide; anthers longitudinally dehiscent, 0.4–2.0 × 0.5–0.8 mm; pollen yellowish brown. Gynoecium epigynous, with nectar disc; ovary syncarpous; style 1, inserted to exserted from corolla mouth, 1.5–1.9 × 0.3–0.5 mm; stigma slightly capitate, ca. 0.25 mm long. Fruit single drupes, rarely fused into a multiple fruit; fruits often formed without proper seed development (i.e., sterile fruits), if fertile, then 1-seeded.

Parent source materials. The parents of the described type F_1 hybrid ('Rutgan' Stellar Pink®) are *Cornus kousa* K2 (female) grown at Rutgers Gardens from a seedling received from Ben C. Blackburn, Willowood Arboretum (Gladstone, NJ) in May of 1949, and *C. florida* 'Sweetwater Red' (male), received from Boyd Nursery (McMinnville, TN) and planted at Rutgers Gardens.

Ecology and phenology. *Cornus* × *rutgersensis* flowers in New Jersey (USA) in May; the fruits mature from September to October. Adrenid and halictid bees and cerambycid beetles pollinate the flowers of *C. kousa* while only adrenid and halictid bees pollinate *C. florida* (Rhoades et al. 2011). It is believed that the same insects visit the flowers of the hybrid. All cultivars released to the public, except 'KF111-1' Hyperion® (first backcross to *C. kousa*), are sterile. Sterile specimens produce very little pulp in the fruit and no fully formed seeds. It is unlikely that these aborted fruits serve as

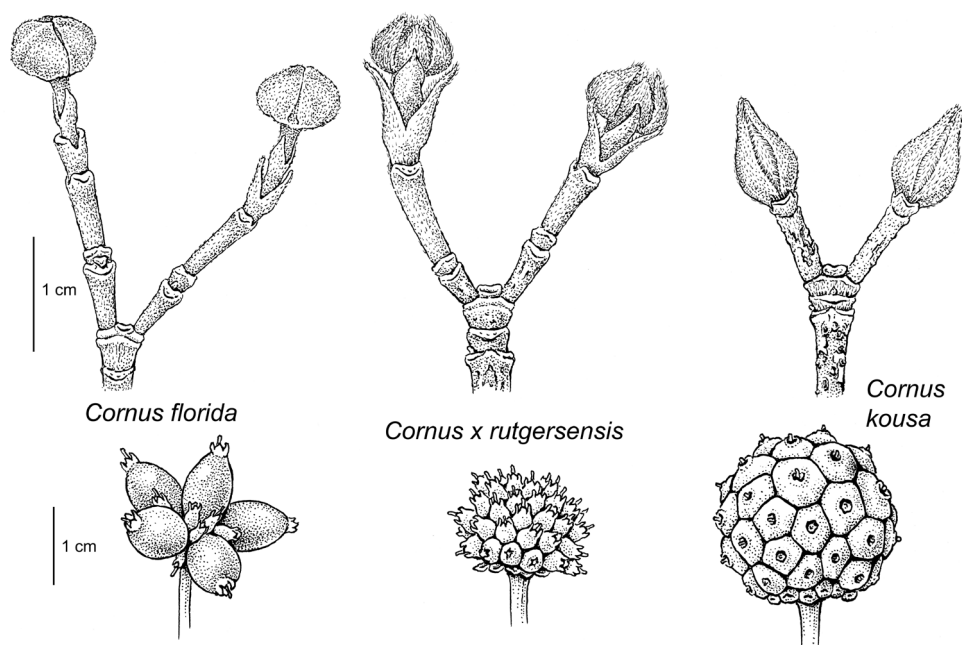


Figure 5. Comparison of flowering bud and fruit development in *Cornus florida*, *Cornus × rutgersensis*, and *Cornus kousa*. Drawing by Bobbi Angell.

a significant food source for insects or birds. Hyperion® produces fruits that are more similar to *C. kousa* and likely serve as a food source for wild animals, although there are no studies to substantiate this assumption.

Etymology. The epithet *rutgersensis* is based on Rutgers University, The State University of New Jersey, the academic home of Dr. Elwin Orton's dogwood breeding program, which is now continued by co-author Thomas Molnar. Rutgers University was founded in 1766 in New Brunswick, NJ, and was named in 1825 after Colonel Henry Rutgers, a US Revolutionary War veteran (Rutgers University 2014). We suggest the common name Rutgers' dogwood for this hybrid.

Distribution. *Cornus × rutgersensis* is known only from cultivation. One of the parent species, *C. florida*, an understory tree in mesic forests (Fulcher et al. 2012, Hillier Nurseries 2002, Porter 1903, Schwartz 1994, Wennerberg 2006), ranges from southern Maine to Florida, and as far west as Texas in the USA (Mohlenrock 2006, Schwartz 1994, Wennerberg 2006). *Cornus kousa* occurs in mesic forests in Japan, Korea, and China (Flint 1997, Xiang and Boufford 2005). No formal studies have been done to determine climate range for *C. × rutgersensis*; however, it is generally believed that its range is similar and intermediate between the two parent species *C. florida* and *C. kousa*.

Horticulture. *Cornus × rutgersensis* is grown as a landscape ornamental and, in general, can be cultivated wherever *C. florida* or *C. kousa* can be grown. *Cornus × rutgersensis* is typically propagated asexually through budding and grafting on seedling rootstocks of *C. kousa* or *C. florida*. The cultivars 'KF1-1' Saturn®, 'Rutban' Au-

rora[®], ‘Rutcan’ Constellation[®], ‘Rutdan’ Celestial[®], ‘Rutfan’ Stardust[®], ‘Rutgan’ Stellar Pink[®], and ‘Rutlan’ Ruth Ellen[®] are all direct F₁ hybrids of *C. florida* and *C. kousa*, and all produce sterile fruit. ‘KF111-1’ Hyperion[®] is a first backcross to *C. kousa* and produces some fertile fruit. We know of no other commercially available plants of *C. × rutgersensis*.

Disease response. *Cornus × rutgersensis* shows resistance to dogwood anthracnose and resistance or high levels of tolerance to powdery mildew (*Erysiphe pulchra* and *Phyllactinia guttata*; Li et al. 2009, Ranney et al. 1995, Trigiano et al. 2005).

Additional material examined. Additional collections from the same individual from which the holotype was collected, but at other dates: *R. Mattera* 26, *R. Mattera* 28, *R. Mattera* 30, *R. Mattera* 32, will all be deposited at CHR, NY, and MO).

Discussion

Morphological intermediacy in hybrids. Interspecific hybrids are commonly intermediate in their morphology between their parents (e.g., Tovar-Sanchez and Oyama 2004). However, in hybrids between the big-bracted dogwoods, there is the added complication of the parental species having either a multiple, berry-like fruit or single-seeded drupes, and remarkably different inflorescence buds, bract morphology and phenological development. Despite such large differences, the hybrids clearly express intermediate phenotypes and provide good examples of ‘halfway’ morphologies created through hybridization. Intermediate traits include leaf size, inflorescence structure, and fruit type, which are three important ornamental characteristics of big-bracted dogwoods. The shape of the bract shape is also intermediate in these hybrids, leading to increased variation in bract shape. Also, the intermediate flowering times allow for a lengthening of the display of the ornamental bracts across the big-bracted clade. Both hybrids discussed in this paper also display novel characteristics not seen in previous dogwood cultivars. For example, ‘KN30-4’ Venus[®] displays larger floral bracts than in other hybrid cultivars or in the species of *Cornus* known to us.

Generally, *C. × rutgersensis* and its parents display similar tree shape and form, but the hybrid displays increased vigor and growth (Fig. 4). In *C. × elwinortonii*, tree shape and growth habit appear similar to the parents, *C. kousa* and *C. nuttallii*, but the hybrid is significantly more vigorous than *C. kousa* and shows increased growth in younger trees. *Cornus × elwinortonii* can be significantly larger in stature (to 8 m; Fig. 2) than most trees of *C. kousa* (to 6 m; Gilman and Watson 1993b), but hybrid tends to be significantly shorter than *C. nuttallii* (to 12 m, occasionally to 22.9 m; Gucker 2005).

The leaves of *C. × rutgersensis* are intermediate between the two parents, being longer and wider than *C. kousa* and shorter and narrower than *C. florida*. A similar phenomenon was recorded in the *Quercus crassifolia* Bonpl. × *Q. crassipes* Bonpl. hybrid complex (Fagaceae; Tovar-Sanchez and Oyama 2004) and in crosses between the herbs *Brassica oleracea* L. and *Sinapis alba* L. (Brassicaceae; Hansen and Earle 1996). The leaves of *C. nuttallii* and *C. kousa* are narrower (5–7 cm) than their offspring, *C. ×*

elwinortonii (5–8 cm), and the leaves of the hybrid can also have a crinkled appearance, which is not characteristic of either parent. Such novel hybrid characteristics are not unusual and have also been reported in the *Quercus crassifolia* × *Q. crassipes* complex (Tovar-Sanchez and Oyama 2004) and in *Carica papaya* L. × *Vasconcellea cauliflora* (Jacq.) A.DC. (reported as *C. cauliflora* Jacq.; Caricaceae; Magdalita et al. 1996).

Inflorescence bud morphology and development shows dramatic differences between the parents of *C. × rutgersensis* and is also correlated with large differences in floral bract display (and anthesis). The floral bracts of *Cornus florida* are displayed before vegetative bud-break in early spring, whereas in *C. kousa* the floral bracts are displayed after the foliage is fully developed. In *C. florida*, the inflorescence bud consists of two pairs of floral bracts (inner and outer) tightly clinging to a well-developed inflorescence head. Underdeveloped vegetative bracts are present but do not cover the inflorescence. *Cornus kousa* has two pairs of floral bracts that tightly cling to the underdeveloped inflorescence. In addition, they are tightly covered by two pairs of vegetative bracts. The hybrid displays an intermediate flower bud in which floral bracts cling to the inflorescence and vegetative bracts cling loosely to the flower head (Fig. 3c and 5). As expected, intermediate inflorescence bud development leads to intermediate floral bract display and flowering time. The flowering period of *Cornus × rutgersensis* ranges from the end of flowering in *C. florida* to the beginning of flowering in *C. kousa*. Correlation of morphological variation in floral bud shape to intermediate flowering time has also been reported in hybrids between *Fraxinus excelsior* L. and *F. angustifolia* Vahl (Oleaceae; Gerard et al. 2006). Notably, in *C. × rutgersensis*, the floral bracts tend to only weakly cover the inflorescence during overwintering, resulting in 10–45% of the flowers being naked (exposed).

Differences in the inflorescence buds also exist for *C. × elwinortonii* and its parents, *C. nuttallii* and *C. kousa*. The underdeveloped inflorescence head in *C. kousa* is tightly covered by two pairs of floral and vegetative bracts. *Cornus nuttallii* has a completely exposed inflorescence head, where the small floral and vegetative bracts do not cover the developing flower buds. *Cornus nuttallii*, native to the Pacific Northwest (USA), is exposed to milder winter temperatures than *C. kousa* from eastern Asia. *Cornus × elwinortonii* displays an intermediate bud ranging from completely exposed to completely covered. In *Cornus × rutgersensis*, there is strong variation in the degree of coverage by the bracts, with 10–45% naked to nearly completely covered floral buds.

Distinct differences between inflorescence architectures can also be observed between parents and their hybrids. In *Cornus kousa*, all flowers in the inflorescence are fused, creating a densely merged ball of flowers, while in *C. florida* the flowers are not fused, creating a more open structure. The flowers in their hybrid, *C. × rutgersensis*, are densely packed and at first appear to be fused together; however, they are separate even if closely positioned (Fig. 3 and Fig. 4A). The number of flowers in each inflorescence varies greatly within big-bracted dogwoods, from a few dozen to over one hundred. The hybrids also show intermediacy in the number of flowers: *C. × rutgersensis* (30–50 flowers/head) from parents *C. florida* (20–30) and *C. kousa* (20–50), and *C. × elwinortonii* (55–80) from parents *C. kousa* (20–60) and *C. nuttallii* (70–100).

In *C. florida*, the individual flowers develop into single-seeded drupes, while in *C. kousa* the fused flowers develop into single-seeded drupelets that are fused into a multiple, berry-like fruit (Fig. 5). The nearly always sterile hybrid *C. × rutgersensis* may produce parthenocarpic fruit displaying intermediate characteristics (Fig. 5). Fruits containing seeds swell and develop into individual drupes or drupelets. This is the only example we know of where a hybrid has been created between parents with single and multiple fruit types. The hybrid between *Jatropha curcas* L. and *J. integerrima* Jacq., formed from the crossing of plants with large drupaceous fruits (*J. curcas*) and small deeply lobed capsules, displayed an intermediate fruit shape between two different fruit types as well (Rupert et al. 1970; Sujatha and Prabakaran 2002).

Success of hybrids. Ornamental plants play an important role in society, providing aesthetic value, shade, wildlife habitat and food, and soil stabilization. As popular ornamental trees in temperate and sub-tropical regions worldwide, improved cultivars of big-bracted dogwoods are desired. Demand for novel, vigorous, and disease-resistant plant material is high; however, limited genetic variability can exist for some traits. For example, there are only a few cultivars of *C. florida* that express resistance to powdery mildew (Windham et al. 2003, Windham and Witte 1998) and the floral bracts of *C. kousa* and *C. nuttallii* lack the dark red of the most successful *C. florida* cultivars (Cappiello and Shadow 2005, Dirr 2009). Orton's use of interspecific hybridization to develop the novel plants described here (*Cornus × rutgersensis* and *Cornus × elwin-ortonii*) resulted in the successful development of cultivars with enhanced aesthetic qualities and improved disease resistance.

Upon its introduction to the US from Asia, dogwood anthracnose devastated natural stands of *C. florida*, a plant species highly susceptible to this fungal disease. For example, mortality rates as high as 86% occurred in a ten year period in Connecticut (Holzmueller et al. 2006). *Cornus nuttallii* is also highly susceptible to dogwood anthracnose. The Asian dogwood *C. kousa* occurs sympatrically with the causal agent of dogwood anthracnose *Discula destructiva* in Asia, and most cultivars of *C. kousa* have a high level of tolerance or resistance to this disease (Hibben 1990, Ranney et al. 1995). Because of results from field evaluations and the *C. kousa* parentage, all of Orton's hybrids were believed to be highly resistant to this disease at the time of their commercial release. The Stellar® Series and Jersey Star® releases came at a time when disease incidence was high in the United States. However, Ranney et al. (1995) showed that not all of the Rutgers hybrids maintained resistance over the years, although some still displayed tolerance.

Powdery mildew, believed to be introduced from Asia, is less devastating to natural stands of *C. florida*. Instead, this disease has strongly impacted the nursery industry, raising production costs and reducing aesthetic appeal. Cultivars of *C. florida* display little resistance to this fungal disease. Of more than 100 available cultivars of *C. florida* (Santamour and McArdle 1985), only five ('Jean's Appalachian Snow', 'Karen's Appalachian Blush', 'Kay's Appalachian Mist', 'Appalachian Joy' and 'Cherokee Brave') display high levels of tolerance or resistance to powdery mildew (Li et al. 2009, Ranney

et al. 1995). Again, cultivars of *C. kousa* generally show high levels of tolerance (Li et al. 2009, Ranney et al. 1995). Due to Orton's selection of parents, several cultivars of *C. × rutgersensis* (e.g., Stellar Pink®, Aurora®, Stardust®, Celestial®, and Constellation®) are resistant to powdery mildew (Li et al. 2009).

Scientific naming of horticultural plants. Crucial to communication in all parts of our lives is the naming of objects and phenomena. We need words to tell other people what we are talking about, and the words need to have uniform and clear meanings. For botany, our scientific names form such a uniform language that is universal and used in fields including biodiversity inventories, phytochemistry, horticulture, crop plants, and other scientific and/or economic endeavors. Many scientific plant names are listed in the International Plant Names Index (<http://www.ipni.org>) and in other resources such as floras, dictionaries, The Plant List (<http://www.theplantlist.org/>), RHS Plant Finder (<http://www.rhs.org.uk/plants/>), Encyclopedia for Life (<http://eol.org>), Wikipedia (<http://wikipedia.com>). Unfortunately, many misspelled, outdated, unpublished, illegitimate, and invalid names are still in use worldwide in popular literature, websites, and non-taxonomic publications, especially for commonly cultivated and medicinal plants (Bennett and Balick 2014 for examples, see Struwe 2014).

It can be argued that we do not need formal scientific names for all artificially created hybrid plants, since cultivar and trademark names exist and names of cultivated plants follow *The International Code of Nomenclature for Cultivated Plants* (ICNCP, Brickell et al. 2009). However, names of hybrids following the *International Code for algae, fungi, and plants* may be useful when cataloging species diversity, natural or human-made, and linking hybrids with their parental species. *Cornus* × *rutgersensis* is a name already in use on a global scale, but was never proposed formally according to the rules of the ICN. Validating this name is the simplest way to provide an acceptable and useful name to the horticultural community. Since the second hybrid, *C. × elwinortonii*, is also a commonly grown and well-known hybrid in gardens, to propose it formally is also useful. Even if self-propagating seedlings from these hybrids are not known, we do know that viable seeds are sometimes produced; making it is possible that spontaneous progeny will arise in the future

Summary

The hybrids *Cornus* × *rutgersensis* (*C. florida* × *C. kousa*) and *Cornus* × *elwinortonii* (*C. kousa* × *C. nuttallii*) were developed at Rutgers University by Dr. Elwin Orton, and are good examples of controlled hybrid crosses showcasing intermediate morphological and phenological characteristics for leaf size, inflorescence bud structure, flowering time, and fruit structure. The horticultural success of big-bracted dogwood hybrids in the nursery and landscape industry can largely be attributed to their inherent disease resistance and enhanced aesthetic qualities that represent novel intermediate phenotypes between their parent species.

Acknowledgements

The authors gratefully thank Elwin Orton for providing breeding and morphological information regarding these hybrids, Bobbi Angell for providing the line drawings, Kanchi Gandhi at Harvard University Herbaria (and IPNI.org) for nomenclatural expertise and advice, and John Capik for editing. This project was partially funded by the New Jersey Agricultural Experiment Station at Rutgers University. LS was funded by US Department of Agriculture award USDA/NJAES-NJ17112.

References

- APG III. Angiosperm Phylogeny Group (2009) An update of the Angiosperm Phylogeny Group classification for the orders and families of flowering plants: APG III. *Botanical Journal of the Linnean Society* 161(2): 105–121. doi: 10.1111/j.1095-8339.2009.00996.x
- Bennett BC, Balick MJ (2014) Does the name really matter? The importance of botanical nomenclature and plant taxonomy in biomedical research. *Journal of Ethnopharmacology* 152: 387–92. doi: 10.1016/j.jep.2013.11.042
- Brickell CD, Alexander C, David JC, Hettterscheid WLA, Leslie AC, Malecot V, Jin X, Cubey JJ (Eds) (2009) *International Code of Nomenclature for Cultivated Plants*, ed. 8. International Society for Horticultural Science. *Scripta Horticulturae* 10: 1–204.
- Cappiello P, Shadow D (2005) *Dogwoods: The Genus Cornus*. Timber Press, Portland, 1–224.
- Cubey J, Armitage J, Edwards D, Lancaster N, Whitehouse C (2014) *Cornus × rutgersiensis*. RHS Plant Finder, Royal Horticultural Society, London. <http://www.rhs.org.uk/Plants/172355/Cornus-x-rutgersiensis/Details> [accessed 3 December 2014]
- Daly C, Widrlechner MP, Halbleib MD, Smith JL, Gibson WP (2012) Development of a new USDA plant hardiness zone map for the United States. *Journal of Applied Meteorology and Climatology* 51(2): 242–264. doi: 10.1175/2010JAMC2536.1
- Daughtrey ML, Hibben CR (1994) Dogwood anthracnose: a new disease threatens two native *Cornus* species. *Annual Review of Phytopathology* 32(1): 61–73. doi: 10.1146/annurev.py.32.090194.000425
- Dirr MA (2009) *Manual of Woody Landscape Plants*. Stipes Publishing LLC, Champaign, IL.
- Eberts W (2007) *Cornus* ‘KN30-8’ Venus®. *International Dendrology Society Yearbook* 2006: 27–29.
- Fan C, Xiang QY (2001) Phylogenetic relationships within *Cornus* (Cornaceae) based on 26S rDNA sequences. *American Journal of Botany* 88(6): 1131–1138. doi: 10.2307/2657096
- Fulcher AF, Hale FA, Windham AS (2012) Flowering Dogwood– *Cornus* spp. In: Fulcher AF, White SA (Eds) *IPM for Select Deciduous Trees in Southeastern US Nursery Production*. Southern Nursery IPM Working Group, Knoxville, TN.
- Gayraud A (2013) *A monograph of the genus Cornus*. Giorgi Tesi Editrice s.r.l, Pistoria, Italy.
- Gerard PR, Fernandez-Manjarres JF, Frascari A, Lacoste N (2006) Temporal cline in a hybrid zone population between *Fraxinus excelsior* L. and *Fraxinus angustifolia* Vahl. *Molecular Ecology* 15(12): 3655–3667. doi: 10.1111/j.1365-294X.2006.03032.x

- Gilman EF, Watson DG (1993a) *Cornus florida*: Flowering Dogwood (Fact Sheet). Department of Agriculture: Forest Service. http://hort.ifas.ufl.edu/database/documents/pdf/tree_fact_sheets/corffloa.pdf
- Gilman EF, Watson DG (1993b) *Cornus kousa*: Kousa Dogwood (Fact Sheet). Department of Agriculture: Forest Service. http://hort.ifas.ufl.edu/database/documents/pdf/tree_fact_sheets/corkoua.pdf
- Gucker CL (2005) *Cornus nuttallii*. In: Fire Effects Information System, United States Department of Agriculture, Forest Service, Rocky Mountain Research Station. <http://www.fs.fed.us/database/feis/plants/tree/cornut/all.html>
- Hagan AK, Hardin B, Gilliam H, Keever GJ, Williams JD, Eakes J (1998) Susceptibility of cultivars of several dogwood taxa to powdery mildew and spot anthracnose. *HortScience* 16: 576–577.
- Haines A (2011) *Flora Novae Angliae*. New England Wildflower Society & Yale University Press, New Haven, CT, 1–973.
- Harrison M (2009) *Flowering Shrubs and Small trees for the South*. Pineapple Press Inc, Sarasota, FL, 1–150.
- Hillier Nurseries (2002) *The Hillier Manual of Trees & Shrubs*, ed. 8. David & Charles Publishers, Newton Abbot, 1–512.
- Holmes FW, Hibben CR (1989) Field evidence confirms *Cornus kousa* dogwood's resistance to anthracnose. *Journal of arboriculture* 15(12): 290–291.
- Holzmueller E, Jose S, Jenkins M, Camp A, Long A (2006) Dogwood anthracnose in eastern hardwood forests: what is known and what can be done? *Journal of Forestry* 104(1): 21–26.
- Keir KR, Bemmels JB, Aitken SN (2011) Low genetic diversity, moderate local adaptation, and phylogeographic insights in *Cornus nuttallii* (Cornaceae). *American Journal of Botany* 98(8): 1327–1336. doi: 10.3732/ajb.1000466
- Klinka K, Worrall J, Skoda L, Varga P (2000) The distribution and synopsis of ecological and silvical characteristics of tree species of British Columbia's forests. Canadian Cartographics Ltd., Vancouver, 1–180.
- Li Y, Mmbaga MT, Windham AS, Windham MT, Trigiano RN (2009) Powdery mildew of dogwoods: current status and future prospects. *Plant Disease* 93(11): 1084–1092. doi: 10.1094/PDIS-93-11-1084
- Magdalita PM, Drew RA, Adkins SW, Godwin ID (1997) Morphological, molecular and cytological analysis of *Carica papaya* × *C. cauliflora* interspecific hybrids. *Theoretical and Applied Genetics* 95(1-2): 224–229. doi: 10.1007/s001220050552
- McNeil J, Barrie FR, Buck WR, Demoulin V, Greuter W, Hawksworth DL, Herendeen PS, Knapp S, Marhold K, Prado J, Prud'homme Van Reine WF, Smith GF, Wiersma JH, Turland Nj (2012) *International Code of Nomenclature for algae, fungi, and plants (Melbourne Code)*, International Association for Plant Taxonomists. *Regnum Vegetabile* 154. Koeltz Scientific Books. <http://www.iapt-taxon.org/nomen/main.php> [accessed 23 June 2014]
- Mmbaga MT, Klopfenstein NB, Kim MS, Mmbaga NC (2004) PCR-based identification of *Erysiphe pulchra* and *Phyllactinia guttata* from *Cornus florida* using ITS-specific primers. *Forest Pathology* 34(5): 321–328. doi: 10.1111/j.1439-0329.2004.00374.x

- Mohlenrock RH (2006) Flowering Dogwood: *Cornus florida* L. (Fact sheet). United States Department of Agriculture, Natural Resources Conservation Science. http://plants.usda.gov/plantguide/pdf/pg_cofl2.pdf
- National Agricultural Statistics Survey [NASS] (2007) Census of agriculture. United States Department of Agriculture. http://www.agcensus.usda.gov/Publications/2007/Full_Report/Volume_1,_Chapter_1_US/usv1.pdf
- Orton Jr ER (1990a) Dogwood tree Aurora. U.S. Patent No. PP7205. <http://www.google.com/patents/USPP7205>
- Orton Jr ER (1990b) Dogwood tree Constellation. U.S. Patent No. PP7210. <http://www.google.com/patents/USPP7210>
- Orton Jr ER (1990c) Dogwood tree Galaxy U.S. Patent No. PP7204. <http://www.google.com/patents/USPP7204>
- Orton Jr ER (1990d) Dogwood tree Rutfan U.S. Patent No. PP7206. <http://www.google.com/patents/USPP7206>
- Orton Jr ER (1990e) Dogwood tree Stellar Pink. U.S. Patent No. PP7207. <http://www.google.com/patents/USPP7207>
- Orton Jr ER (1991) Dogwood tree Rutlan. U.S. Patent No. PP7732. <http://www.google.com/patents/USPP7732>
- Orton Jr ER (2014) Interspecific *Cornus* hybrid tree designated 'KN144-2'. U.S. Patent No. 20140283242. <http://www.google.com/patents/US20140283242>
- Orton Jr ER, Gant DA (1993a) Dogwood tree named D-184-11. U.S. Patent No. PP821327. <http://www.google.com/patents/USPP8213>
- Orton Jr ER, Gant DA (1993b) Dogwood tree named D-376-15. U.S. Patent No. PP821427. <http://www.google.com/patents/USPP8214>
- Orton Jr ER, Gant DA (2004) Dogwood tree named 'Rutnut'. U.S. Patent No. PP15219. <http://www.google.com/patents/USPP15219>
- Orton Jr ER, Gant DA (2006a) Interspecific *Cornus* hybrid designated KN30-8. U.S. Patent No. PP16309. <http://www.google.com/patents/USPP16309>
- Orton Jr ER, Gant DA (2006b) Interspecific *Cornus* hybrid designated KN4-43. U.S. Patent No. PP16293. <http://www.google.com/patents/USPP16293>
- Orton Jr ER, Gant DA (2007) Interspecific hybrid dogwood tree designated 'KF1-1'. U.S. Patent No. PP17768. <http://www.google.com/patents/USPP17768>
- Orton Jr ER, Gant DA (2011) Interspecific hybrid dogwood tree designated 'KF 111-1'. U.S. Patent No. PP22219. <http://www.google.com/patents/USPP22219>
- Porter TC (1903) Flora of Pennsylvania. Ginn and Company Publishers, Cambridge.
- Ranney TG, Grand LF, Knighten JL (1995) Susceptibility of cultivars and hybrids of kousa dogwood to dogwood anthracnose and powdery mildew. *Journal of Arboriculture* 21: 11–16.
- Rhoades PR, Klingeman WE, Trigiano RN, Skinner JA (2011) Evaluating pollination biology of *Cornus florida* L. and *C. kousa* (Buerger ex. Miq.) Hance (Cornaceae: Cornales). *Journal of the Kansas Entomological Society* 84(4): 285–297. doi: 10.2317/JKES110418.1
- Rupert EA, Dehgan B, Webster GL (1970) Experimental studies of relationships in the genus *Jatropha*. I. *J. curcas* × *integerrima*. *Bulletin of the Torrey Botanical Club* 97(6): 321–325. doi: 10.2307/2483852

- Rutgers University (2014) Our history. Rutgers University, New Brunswick, NJ. <http://www.rutgers.edu/about/our-history> [accessed 3 December 2014]
- Santamour Jr FS, McArdle AJ (1985) Cultivar checklists of the large-bracted dogwoods: *Cornus florida*, *Cornus kousa*, and *Cornus nuttallii*. Journal of Arboriculture (USA) 11(1): 29–36
- Schwartz MW (1994) Natural distribution and abundance of forest species and communities in northern Florida. Ecology 75(3): 687–705. doi: 10.2307/1941727
- Shearer K, Ranney TG (2013) Ploidy levels and relative genome sizes of species, hybrids, and cultivars of dogwood (*Cornus* spp.). HortScience 48: 825–830.
- Struwe L (2014) Botanical Accuracy [blog] <http://www.botanicalaccuracy.com/> [accessed 23 Nov 2014]
- Sujatha M, Prabakaran AJ (2003) New ornamental *Jatropha* hybrids through inter-specific hybridization. Genetic Resources and Crop Evolution 50(1): 75–82. doi: 10.1023/A:1022961028064
- Tovar-Sánchez E, Oyama K (2004) Natural hybridization and hybrid zones between *Quercus crassifolia* and *Quercus crassipes* (Fagaceae) in Mexico: morphological and molecular evidence. American Journal of Botany 91(9): 1352–1363. doi: 10.3732/ajb.91.9.1352
- Trigiano RN, Caetano-Anollés G, Bassam BJ, Windham MT (1995) DNA amplification fingerprinting provides evidence that *Discula destructiva*, the cause of dogwood anthracnose in North America, is an introduced pathogen. Mycologia 87(4): 490–500. doi: 10.2307/3760766
- Wennerberg S (2006) Flowering Dogwood: *Cornus florida* L. Plant Guide. USDA NRCS Plant Materials Program, United States Department of Agriculture.
- Wikipedia (2014) *Cornus*. http://en.wikipedia.org/wiki/Cornus_%28genus%29 [accessed 2 December, 2014]
- Windham MT, Trigiano RN, Windham AS (2005) Susceptibility of *Cornus* species to two genera of powdery mildew. Journal of Environmental Horticulture 23(4): 190–192.
- Windham MT, Witte WT (1998) Naturally occurring resistance to powdery mildew in seedlings of *Cornus florida*. Journal of Environmental Horticulture 16(3): 173–175.
- Xiang JQ, Boufford DE (2005) *Cornus*. In: Wu ZY, Raven PH (Eds) Flora of China, vol. 14, Missouri Botanical Garden Press, St. Louis, MO. http://www.efloras.org/florataxon.aspx?flora_id=2&taxon_id=10219 [accessed 2 December, 2014]
- Xiang QY, Thomas DT, Zhang W, Manchester SR, Murrell Z (2006) Species level phylogeny of the genus *Cornus* (Cornaceae) based on molecular and morphological evidence – implications for taxonomy and Tertiary intercontinental migration. Taxon 55(1): 9–30. doi: 10.2307/25065525